Manual de utilizare

Modul intrerupator cvadruplu wireless

cu touch Livolo – standard italian

C9-VL-FC4R-3WP



Specificatii:

Modul intrerupator cvadruplu wireless cu atingere on/off – cu led albastru – cand intrerupatorul este stins si rosu – cand intrerupatorul este aprins, usor de folosit in intuneric, rezistent la zgarieturi, umiditate, mereu va arata impecabil. Potrivit pentru casa, birouri, restaurante, hoteluri, sali de conferinte.

Dimensiune modul: 65 x 39.5 x 25 mm

Consum propriu: mai putin de 0.1mW

Tensiune maxima: 250 V

Curent maxim: 5A

Mediu de operare: 30-70 grade Celsius, mai putin de 95% RH

Diagrama de instalare

1.Deschide cutia si scoate produsele din interior!



2.Conecteaza firele conform schitei de instalare si strange suruburile!

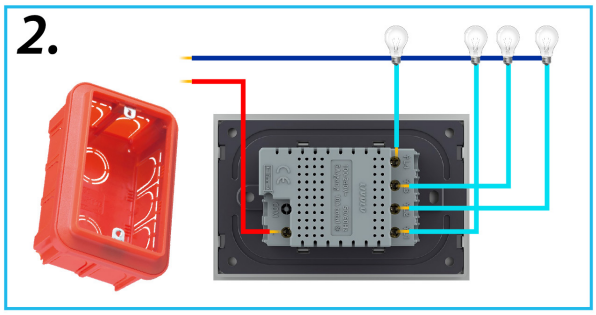

3.Foloseste 2 suruburi pentru a fixa suportul!



4.Acopera panoul si conecteaza-l la energie electrica!



Poate fi actionat:

- Direct de la intrerupator on/off prin atingere;
- Din telecomanda Livolo, una din cele 2 modele:

Telecomanda tip breloc Livolo

Telecomanda cu Touch Screen Livolo din sticla (telecomenzile se achizitioneaza separat).

VL-RMT-02

VL-RMT-04

Schema electrica

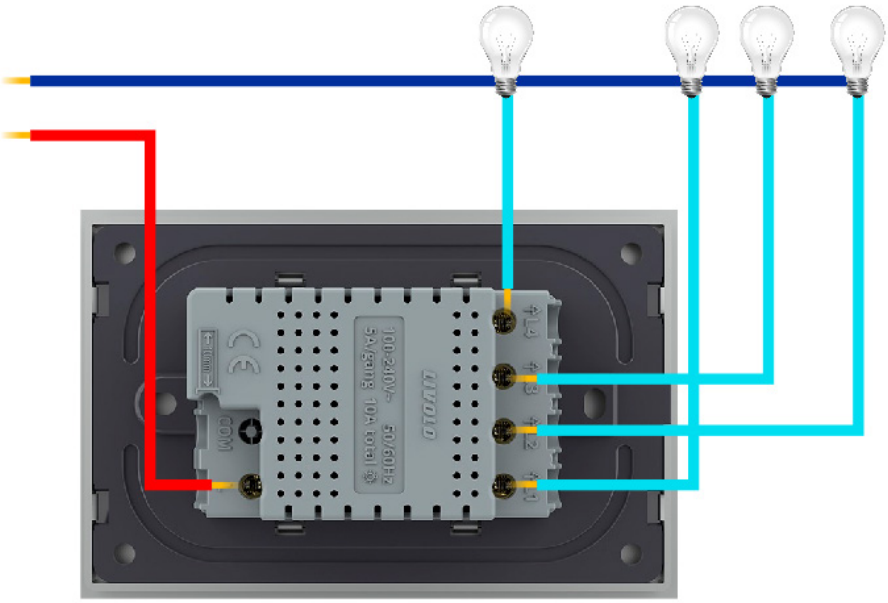

N – Cablu Nul

L – Cablu Fază